






GreenPlanet™

OUTDOOR 2 PART BACKCOUNTRY BLEND FEED PROGRAM

CAN BE USED IN:



www.greenplanetnutrients.com / info@mygreenplanet.com / [@greenplanetnutrients](https://www.instagram.com/greenplanetnutrients)   

English



FEED CHART	Amount per 1 feet of Plant Height									
	🌱 Vegetative Stage			🌸 Flowering Stage						
	Week 1	Week 4	Week 6	Week 1	Week 3	Week 4	Week 6	Week 8	Flush 1	Flush 2
🌱 Backcountry Blend Feed Program										
🌱 BACKCOUNTRY BLEND GROW	0.5 - 1 tsp	0.5 - 1 tsp	-	-	-	-	-	-	-	-
🌱 BACKCOUNTRY BLEND BLOOM	-	-	-	0.5 - 1 tsp	-	0.5 - 1 tsp	-	-	-	-
🌱 BACKCOUNTRY BLEND BOOST	-	-	-	-	0.5 tsp	-	0.5 tsp	-	-	-

*This Feed Program is A General Guide

IMPORTANT USAGE NOTES:

Measure carefully. A small amount goes a long way.

As climate and temperature can affect nutrient release, in warmer temperatures use the minimum applicable amount and in cooler temperatures use the maximum applicable amount.

Fertilize around the drip line (by definition, this means that if you watered the plant with a sprinkler system and the water drips, it leaves a distinct drip ring or line around the plant).

It is assumed that the height and width above ground is equivalent to that below ground. That said, a 1 foot tall plant has a significantly smaller drip ring than a 3 foot tall plant.

BACKCOUNTRY BLEND IS FORMULATED FOR THE OUTDOOR GROWER



www.greenplanetnutrients.com
[@greenplanetnutrients](https://www.instagram.com/greenplanetnutrients)

